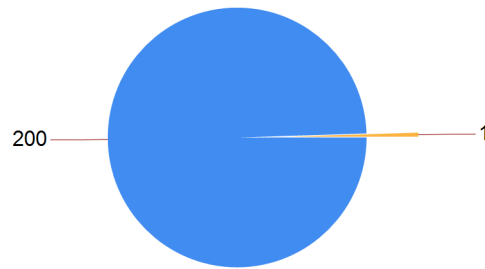


2022 Year 11 Activity Survey Analysis

George Salter Collegiate Academy

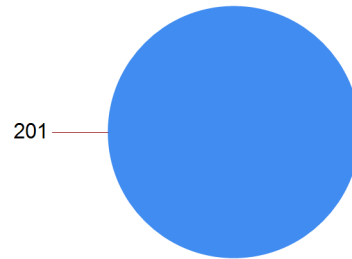
Meeting the Duty to Participate

	No. of Clients	%
Meeting the Duty to Participate	200	99.5%
Not Participating	1	0.5%
Total	201	



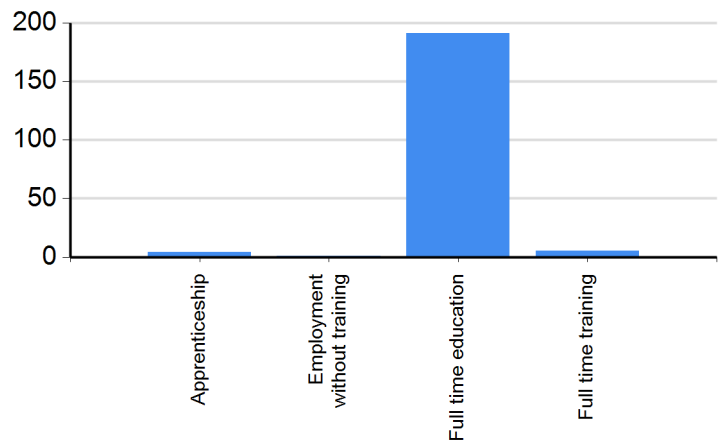
NEET Outcomes

	No. of Clients	%
EET	201	100.0%
Total	201	



DfE Destination Groups

	No. of Clients	%
Apprenticeship	4	2.0%
Employment without training	1	0.5%
Full time education	191	95.0%
Full time training	5	2.5%
Total	201	



List of Destinations

	No. of Clients	%
2.01 School Sixth Form	94	46.8%
2.02 Sixth Form College	3	1.5%
2.03 Further Education	94	46.8%
3.07 Apprenticeships	4	2.0%
3.12 Employment without training	1	0.5%
4.02 Study Programme	1	0.5%
4.03 Traineeship	4	2.0%
Total	201	

Of those remaining in Sixth Form...

	No. of Clients	%
...remains in own sixth form	85	90.4%
...chose to attend a different school	9	9.6%
Total	94	