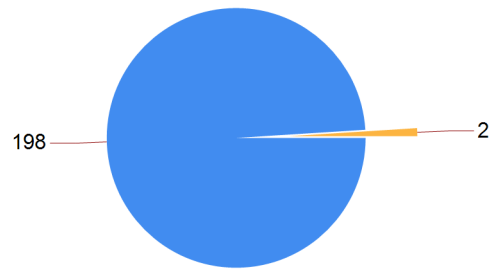


2021 Year 11 Activity Survey Analysis

George Salter Collegiate Academy

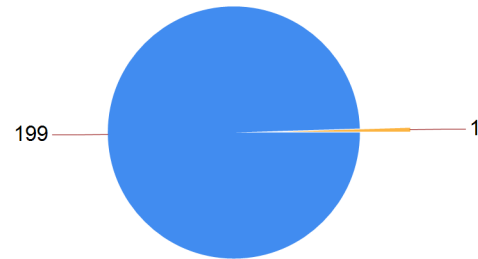
Meeting the Duty to Participate

	No. of Clients	%
Meeting the Duty to Participate	198	99.0%
Not Participating	2	1.0%
Total	200	



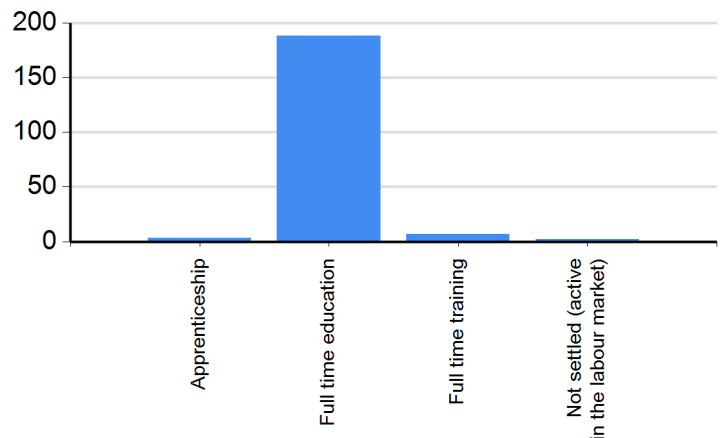
NEET Outcomes

	No. of Clients	%
EET	199	99.5%
NEET	1	0.5%
Total	200	



DfE Destination Groups

	No. of Clients	%
Apprenticeship	3	1.5%
Full time education	188	94.0%
Full time training	7	3.5%
Not settled (active in the labour market)	2	1.0%
Total	200	



List of Destinations

	No. of Clients	%
2.01 School Sixth Form	90	45.0%
2.02 Sixth Form College	2	1.0%
2.03 Further Education	96	48.0%
3.07 Apprenticeships	3	1.5%
3.13 Part Time Employment	1	0.5%
4.02 Study Programme	7	3.5%
5.01 Seeking employment - educ or trng only	1	0.5%
Total	200	

Of those remaining in Sixth Form...

	No. of Clients	%
...remains in own sixth form	76	84.4%
...chose to attend a different school	14	15.6%
Total	90	