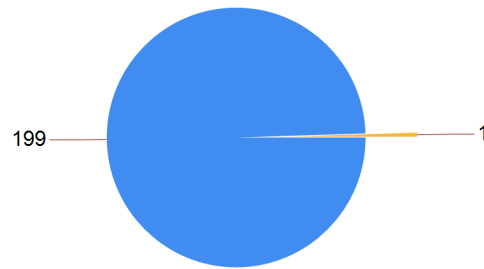


2020 Year 11 Activity Survey Analysis

George Salter Collegiate Academy

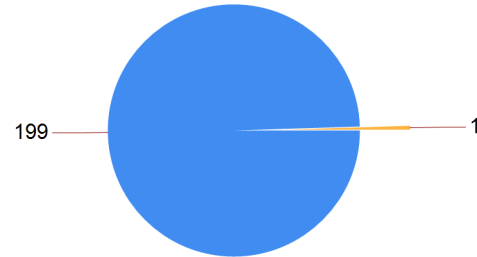
Meeting the Duty to Participate

	No. of Clients	%
Meeting the Duty to Participate	199	99.5%
Not Participating	1	0.5%
Total	200	



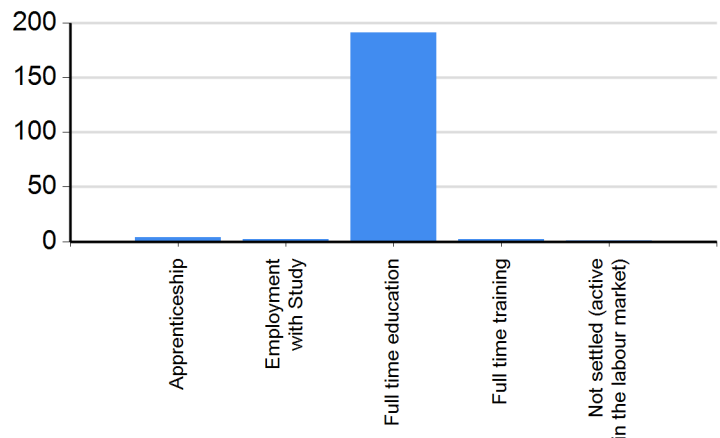
NEET Outcomes

	No. of Clients	%
EET	199	99.5%
NEET	1	0.5%
Total	200	



DfE Destination Groups

	No. of Clients	%
Apprenticeship	4	2.0%
Employment with Study	2	1.0%
Full time education	191	95.5%
Full time training	2	1.0%
Not settled (active in the labour market)	1	0.5%
Total	200	



List of Destinations

	No. of Clients	%
2.01 School Sixth Form	96	48.0%
2.03 Further Education	94	47.0%
2.11 Repeating Year 11	1	0.5%
3.07 Apprenticeships	4	2.0%
3.08 Employment combined with accredited training/part time study	2	1.0%
3.02 Study Programme	2	1.0%
4.01 Seeking employment - educ or trng only	1	0.5%
Total	200	

Of those remaining in Sixth Form...

	No. of Clients	%
...remains in own sixth form	84	87.5%
...chose to attend a different school	12	12.5%
Total	96	