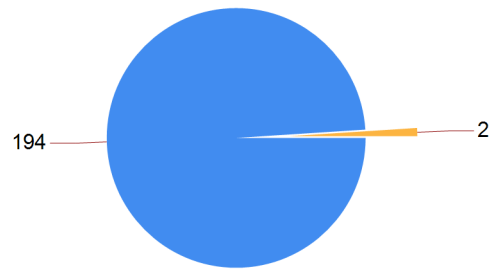


2019 Year 11 Activity Survey Analysis

George Salter Collegiate Academy

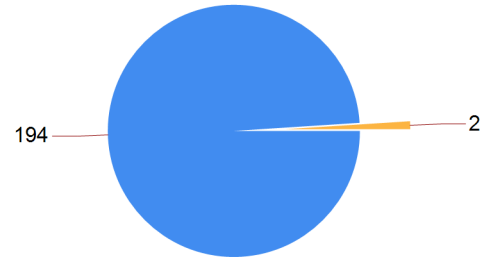
Meeting the Duty to Participate

	No. of Clients	%
Meeting the Duty to Participate	194	99.0%
Not Participating	2	1.0%
Total	196	



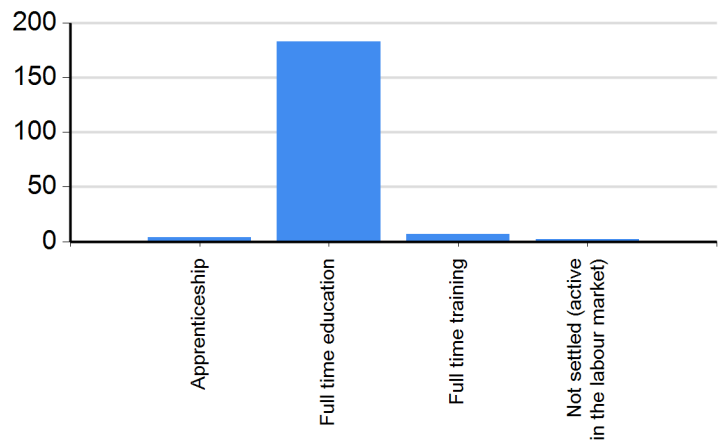
NEET Outcomes

	No. of Clients	%
EET	194	99.0%
NEET	2	1.0%
Total	196	



DfE Destination Groups

	No. of Clients	%
Apprenticeship	4	2.0%
Full time education	183	93.4%
Full time training	7	3.6%
Not settled (active in the labour market)	2	1.0%
Total	196	



List of Destinations

	No. of Clients	%
2.01 School Sixth Form	108	55.1%
2.02 Sixth Form College	3	1.5%
2.03 Further Education	72	36.7%
3.07 Apprenticeships	4	2.0%
3.02 Study Programme	5	2.6%
3.03 Traineeship	2	1.0%
4.04 Those not yet ready for work or learning	2	1.0%
Total	196	

Of those remaining in Sixth Form...

	No. of Clients	%
...remains in own sixth form	91	84.3%
...chose to attend a different school	17	15.7%
Total	108	